

QUALITROL-IRIS POWER IS THE WORLD'S LARGEST PROVIDER OF MONITORING  
AND TESTING EQUIPMENT FOR MOTOR AND GENERATOR WINDINGS



## Iris Power RFAII-S™

Periodic Rotor Flux Analyzer: an advanced tool to find rotor winding shorted turns in large salient pole motors and hydro generators during service



One of the top 100 inventions of 2007

IRIS POWER ON-LINE PRODUCTS

# IRIS POWER RFA//S

## ON-LINE MAGNETIC FLUX MONITORING

The condition of the rotor pole insulation is difficult to assess during minor or major generator maintenance outages. Access to the poles is severely restricted without some disassembly and removal of components. Off-line tests like the pole-drop test for detection of shorted turns can also be frustratingly ineffective due to the frequently intermittent nature of the faults at speed and at standstill. These off-line tests are also time-consuming, tying up resources and personnel that during an outage could be better utilized elsewhere. Consequently, on-line measurements are preferred to off-line tests and inspections. Through research funded by EPRI and the New York Power Authority, novel new algorithms for analyzing flux signatures on salient pole motors and generators have been developed to detect rotor pole shorted turns, and incorporated into the Iris Power RFA//S instrument.

The Iris Power RFA//S instrument employs algorithms that revolutionize the analysis of the flux data on salient pole rotors by providing diagnosis of the rotor winding condition regardless of generator load changes. This technology, when connected to the Iris Power TFProbe™ (total flux probe), can accurately detect and locate the presence (or absence) of turn shorts.

Once the Iris Power RFA//S is configured, its high-speed acquisition, high resolution capability, and novel analysis algorithms provide a definitive answer or a cumulative profile of the condition of the rotor insulation. This information is invaluable in helping to plan an outage, or in evaluating the effectiveness of rotor pole refurbishment.

## CONSEQUENCES OF SALIENT POLE ROTOR PROBLEMS

Salient pole rotor winding insulation must withstand severe electrical, mechanical and environmental stresses. Insulation failures can result from many factors including:


- mechanical wear, e.g. caused by frequent start/stop cycling;
- distortion, breakage and cracking due to centrifugal mechanical loading and thermally induced expansion/contraction cycles;
- overheating due to overloading, over excitation or inadequate/diminished cooling;

- local overheating at high resistance joints and at the shorted areas of the winding;
- contamination from brake dust or other environmental factors that result in surface tracking between pole turns, or to ground;
- over-voltage induced from system events or from firing circuits in static exciters.

An insulation failure can translate into electrical connections (shorts) between turns in a pole, and eventually a fault to ground.

## THE IRIS POWER TFProbe™ SENSOR

The on-line measurement requires the permanent installation of a flux probe on the stator to measure the air-gap flux. Qualitrol-Iris Power offers a unique flux probe for this application. The Iris Power TFProbe is a small, thin, flexible, printed circuit board transducer affixed to a tooth of the stator. The Iris Power TFProbe can be installed with the rotor still in place if there is at least 5 cm distance between adjacent poles.



A turn-to-turn short is the most frequent rotor insulation failure mechanism and can result in:

- thermal imbalance of the rotor pole and spider leading to increased mechanical vibration;
- magnetic imbalance in the flux resulting in mechanical vibration;
- increased rotor pole temperature and accelerated insulation degradation, ground insulation failure and a risk of catastrophic second ground fault;
- decreased generator power due to higher electrical losses;
- inability to reach the rated MVA rating for that machine.

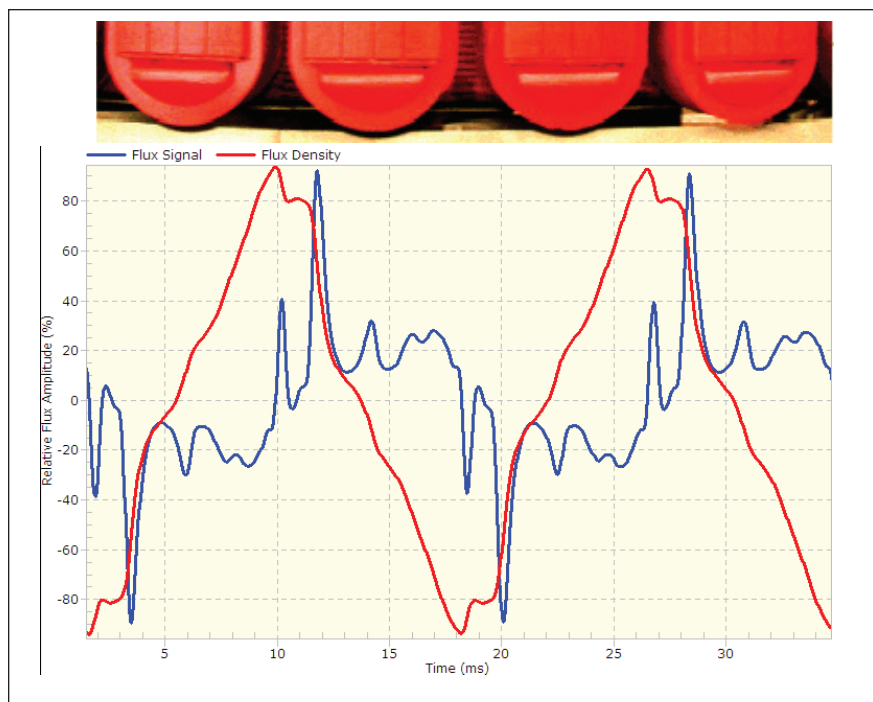
# IRIS POWER RFAII-S

## MONITORING AND INTERPRETATION OF FLUX DATA

Flux monitoring relies on measurements of the local magnetic field emanated from each rotor pole. Factors affecting the magnetic field from each pole include:

- change in air-gap,
- rotor out-of-round or off-centre,
- loose pole – key migration,
- stator migration,
- natural variations of the pole's physical position,
- shorted rotor turns.

During normal machine operation, the flux from each passing pole will induce a voltage in the Iris Power TFProbe sensor. In salient pole machines, the radial magnetic flux profile across each pole depends on the loading of the machine. The Iris Power RFAII-S instrument acquires, in real time, the flux signal over several machine rotations and averages and compares these readings to identify shorted poles.



Flux pattern measured by Iris Power RFAII-S

The figure shows a typical voltage waveform from a flux probe on a hydro generator (blue trace) as well as the real time integrated flux trace (red trace). Each peak of the voltage represents the magnetic flux around one rotor pole. An inter-turn short in a coil reduces the peaks associated with that pole.

Analyzing the voltage waveforms in real time, comparing average and discrete flux readings, and trending readings from all poles helps to identify anomalies in the flux due to shorted turns.

## CAPABILITIES

- The test enables instant analysis of rotor winding insulation condition at any machine load.
- The instrumentation allows for a spot measurement, or automatic acquisition of results over several days and during normal generator operation, without intervention from an operator.
- The method eliminates the need for static off-line tests, such as the pole drop test, which are intrusive, costly in terms of time, and often misleading since the rotor is not spinning.

## TYPICAL APPLICATION

The most common method of monitoring flux involves using a portable instrument, the Iris Power RFAII-S, which is moved between machines that are fitted with flux probes. The instrument is configured by means of a computer and includes Windows™-based control and data display software.

Alternatively, for remote monitoring, continuous monitoring systems using FluxTracII™ are available from Qualitrol-Iris Power. These can be integrated with plant SCADA using OPC protocol interface and a variety of other plant data acquisition and monitoring protocols.

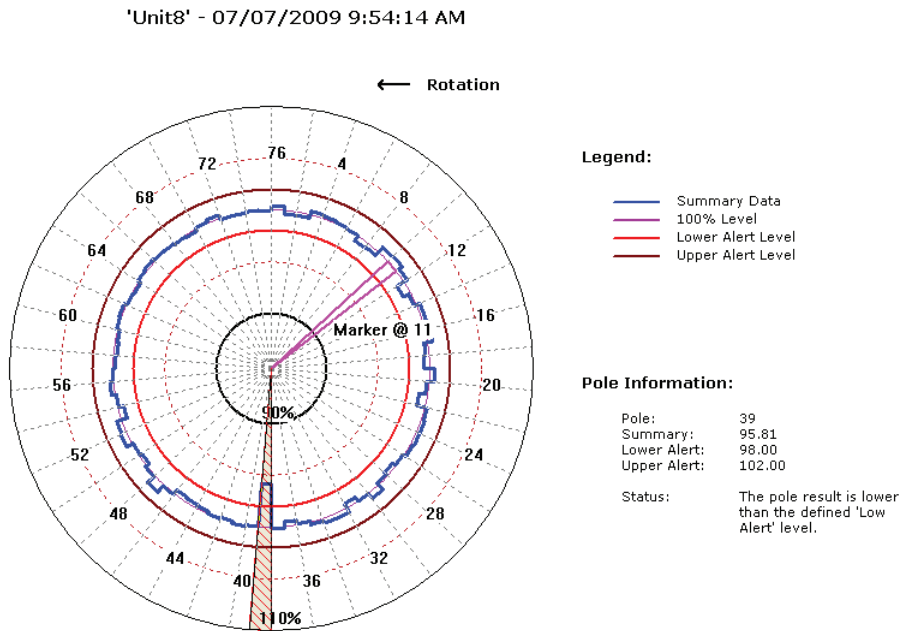
# IRIS POWER RFAII-S

## FEATURES

- Rugged portable instrument with USB and Ethernet interfaces
- Custom built, ultra-high resolution digital data acquisition module, including on-board switchable attenuation for maximum resolution measurements using virtually any flux probe
- High speed acquisition capability creates a table of results covering each pole and each load point
- Deep memory for complete and accurate data collection, e.g. capable of storing over 150 flux waveforms
- Can be synchronized to a power frequency signal, or ideally to an external shaft sync signal so that the poles with shorts can be located

## SOFTWARE FEATURES

The operation of the Iris Power RFAII-S is configured by software that can be installed on any Windows computer. The software also ensures data storage and provides instant analysis of results. There is a clear indication of the presence and location (assuming a shaft sync is installed) of any poles with shorted turns.



Polar plot showing shorted turns on pole 39 of a 76-pole hydro generator rotor

Iris Power RFAII-S, TFProbe and FluxTracl are trademarks of Qualitrol-Iris Power.  
Windows is a registered trademark of Microsoft Corporation in the United States and other countries.

QUALITROL-IRIS POWER HAS BEEN THE WORLD LEADER IN MOTOR AND GENERATOR WINDING DIAGNOSTICS SINCE 1990, PROVIDING A FULL LINE OF ON-LINE AND OFF-LINE TOOLS, AS WELL AS COMMISSIONING AND CONSULTING SERVICES.



A **QUALITROL** Company

[www.irispower.com](http://www.irispower.com)

[www.qualitrolcorp.com](http://www.qualitrolcorp.com)

**Iris Power LP**  
3110 American Drive  
Mississauga, ON, Canada L4V 1T2  
Phone: 1-905-677-4824  
Fax: 1-905-677-8498  
[sales.iris@qualitrolcorp.com](mailto:sales.iris@qualitrolcorp.com)

**Qualitrol Company LLC**  
1385 Fairport Road  
Fairport, NY, USA 14450  
Phone (585) 586-1515  
Fax (585) 377-0220



**QUALITROL**  
Defining Reliability

Ver 2 • 08/10